



FOR THE PERFECT FLOOR

ISSUE THREE

News and updates from one of the world's leading manufacturers of high performance flooring products



THE IDEAL SYSTEM FOR LUXURY VINYL TILES

WHAT'S INSIDE...

WIN! ONE OF TEN ARDEX DUSTFREE KITS



ARDEXacademy
TRAINING EXCELLENCE

Register your interest in our subfloor preparation & LVT installation courses.

KEEP UP TO DATE WITH ARDEX



PROUD MEMBERS OF



Tel: 01440 714939

Email: info@ardex.co.uk

www.ardex.co.uk



Follow us on Twitter
@ARDEXUKFlooring



Like us on Facebook
ARDEX UK

ARDITEX NA NO ALTERNATIVE

Ultra Rapid Setting Subfloor Levelling
and Smoothing Compound



- Can be used with confidence over old adhesive residues, including bitumen
- Excellent adhesion without priming to almost all substrates, even flooring grade plywood
- Unaffected by moisture, can be used under an ARDEX Damp Proof Membrane and direct to damp concrete

the original yellow bag[®]

ABOUT ARDEX

Our Company's heritage dates back more than 60 years, and as a global manufacturer of high performance building products, ARDEX has remained at the forefront of the UK flooring industry.



LVT INSTALLATION
PAGE 4 - 5



CARPET FITTER OF THE YEAR
PAGE 6



COMPETITION WINNERS
PAGE 8



DUSTFREE GIVEAWAY
PAGE 9



KARNDKAN LONGBOARD
PAGE 14



ARDEX TRAINING
PAGE 15

CONTENTS THIS ISSUE

PAGE

The Ideal System for the Installation of Luxury Vinyl Tiles 4 - 5

Carpet Fitter of The Year 6

Tramex Moisture Meter competition winners 8

ARDEX DUSTFREE giveaway 9

ARDEX working with SP101 Flooring Plywood 11

The best of social media 12 - 13

New Looselay Longboard from Karndean 14

ARDEX Academy training dates 15

ARDEX Key Contacts 16

THE IDEAL SYSTEM FOR THE INSTALLATION OF LUXURY VINYL TILES



ARDEX - The Experts in Moisture Control

Many problems which occur with flooring installations are as a result of moisture in the subfloor, so it is essential that the final floorcovering is protected from the passage of moisture below. Surface damp proof membranes form a film which restricts the passage of moisture, and allow the controlled passage of moisture vapour; protecting the adhesive and final floorcovering.

Advice in the Contract Flooring Association's 'Guide to Contract Flooring' states that types of surface damp proof membranes are available to deal with rising damp and residual construction moisture, but some are only suitable for the latter, so it's important to specify the right product for the right installation.

In refurbishment projects involving buildings constructed before 1970, where the installation of an effective structural damp proof membrane was not a requirement of the building regulations, a surface damp proof membrane will protect against continual rising vapour from the earth.

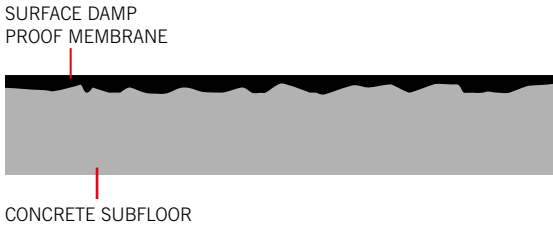
1: PRE-SMOOTHING

For the perfect floor you need the perfect subfloor... and for the perfect subfloor you need ARDITEX NA

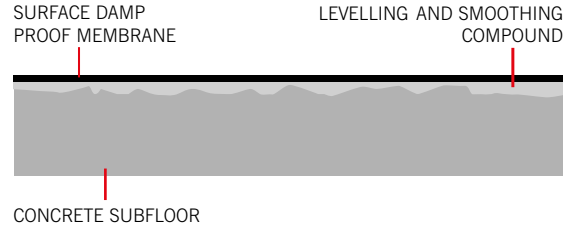
All ARDEX Levelling and Smoothing Compounds have been engineered to work with our range of moisture control products, to create the perfect moisture control system. ARDITEX NA is moisture tolerant, meaning

it can be applied below an ARDEX Damp Proof Membrane, direct to damp concrete. An ARDEX Proof Membrane can be applied direct to the subfloor, but greater coverage can be achieved when applied direct to a

pre-smoothing layer of ARDITEX NA. This results in the most efficient and effective use of the ARDEX Damp Proof Membrane, and ensures the correct film thickness is applied to provide optimal performance.



A damp proof membrane applied direct to a rough concrete subfloor can result in an excess quantity filling voids.



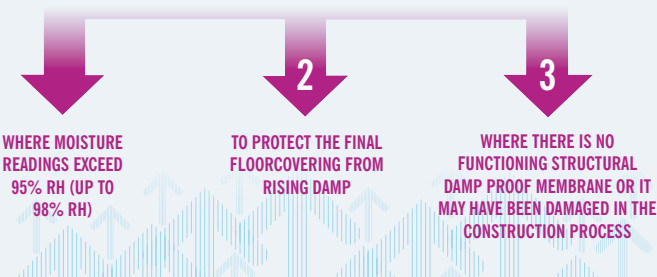
When applied to a smooth, level coating of ARDITEX NA, the damp proof membrane is applied in a cost effective, optimal layer.



2: MOISTURE CONTROL

The Control of Ground Bearing Moisture

WHEN TO USE ARDEX DPM 1C / ARDEX DPM 1C R



ARDEX DPM 1C
One Coat Surface Damp Proof Membrane and Residual Moisture Suppressant



ARDEX DPM 1C R
Rapid Curing One Coat Surface Damp Proof Membrane and Residual Moisture Suppressant



3: LEVELLING AND SMOOTHING

ARDITEX NA can be applied direct to an ARDEX Damp Proof Membrane, up to a maximum of 6mm, without priming, and is walkable in as little as 2 hours.

4: FLOORING ADHESIVE

Get More from your Luxury Vinyl Tile Adhesive

The ARDEX range of Flooring Adhesives has been developed and tested to be fully compatible with today's most popular floorcoverings; offering unique application benefits and guaranteed long term performance, helping to ensure the perfect installation every time.

ARDEX AF 175 Luxury Vinyl Tile Adhesive has been specifically formulated to install luxury vinyl tiles, and is fibre reinforced to offer the following benefits:

- Minimises lateral movement during installation
- Eliminates adhesive squeeze between tiles and planks
- Improved indentation resistance

In addition, ARDEX AF 175 has a reduced airing time of just 5 minutes, and once the final floorcovering has been installed, it can be walked on in just 2 hours.

All ARDEX Flooring Adhesives are suitable for use over underfloor heating systems, and meet the requirement guidelines for the EMICODE licence, achieving the lowest possible, or very low emission limits.





The Flooring Show at Harrogate was the venue for the much anticipated Carpet Fitter of the Year Grand Final, hosted by the NICF.

The finalists were Darren Ash from Worcestershire, Michael Atkinson from Cumbria, Paul Finch from Oxfordshire, Nick Hood from West Midlands, Mark Smurthwaite also from Cumbria and Byron Terrett from mid-Glamorgan.

The competition ran over two days, showcasing the craftsmanship and skills of the six finalists and attracted a good crowd; the finalists were required to fit a carpet with border on a dual stick system incorporating a hand sewn bullnose step.

At the start of the final there were 44 points between the first and sixth place contestants so it was a very close. The lead constantly changed during the finals, which proved a challenge for myself and my fellow judges, Jeff Hardy and Richard Renouf. At the end of the competition it was clear to see that all six finalists were masters of their craft, all six platforms were of a very high standard and the feedback I received about the event was fantastic.

The presentation ceremony took place on the afternoon of Monday 19th September,

and drew the biggest crowd over the two days of the event, I would like to think this was due to my skills and witty banter as compere, but may well be due to Anthea Turner assisting me in presenting the winner with his prizes, and the finalists with their trophies. There could only be one winner and that was Mark Smurthwaite from Cumbria who just happened to be the youngest of our finalists aged only 31.

As compere and the person responsible for the return of the competition I would like to take this opportunity to thank ARDEX and the other competition sponsors for their support in enabling the competition to return and contributing to its success; it was noticed and commented on by a great many people that the sponsors were all major players in our industry.

Work is already well under way on organising the 2017 competition and so if there are any carpet fitters out there who think they have the knowledge and skills to be the next Carpet Fitter of the Year then please visit the NICF website to pre-register your interest - www.nicftd.org.uk/Carpet-Fitter-Competition/

Once again, many congratulations to Mark Smurthwaite on winning the 2016 competition.

Ian James
(NICF Immediate Past President)

For those

“sorry dad”

moments



DesignerFloors
Collection

Heavy duty LVT

www.lifestyle-designerfloors.co.uk


TRAMEX MOISTURE METER COMPETITION WINNERS

In Issue 2 of 'For the Perfect Floor' we gave you the chance to win a FREE Tramex CMEX 2 Concrete Meter. We were unable to decide on an outright winner, so we gave away two!



COMPETITION WINNER - GARRY WRIGHT, WRIGHTS FLOORING

*It's easy to use and satisfying knowing the floorcovering will stay where it belongs...
ON THE FLOOR!!*



WRIGHTS FLOORING LTD
CONTRACT/DOMESTIC

Storey Ridge - Baxter Wood - Crosshills - West Yorkshire - BD20 8BB
Tel/Fax: 01535 636610 - Email: info@wrightsflooring.co.uk - www.wrightsflooring.co.uk

COMPETITION WINNER - DARREN HOLDEN

We used ARDEX MVS 95 and ARDITEX NA on a 400m² project. We used the products because they're the best, we never get any comebacks, and the technical back up is great. Proper job and proper materials, there's only one manufacturer in our stores - ARDEX



Holden
Carpets and Design Flooring
Contract and Commercial

Office: 01524 823555
Mobile: 07866744386

Email: Darren@holdenflooring.co.uk
Website: www.holdenflooring.co.uk

STAY DUSTFREE WITH ARDEX




Indoor air quality is becoming a major requirement on-site, and the reduction of airborne dust during the mixing process of cement-based products promotes improved working conditions.

ARDEX DUSTFREE helps the professional flooring contractor to control the generation of airborne dust, and is simple to use.

ARDEX DUSTFREE works with standard vacuum equipment, and can be easily and securely fitted to standard mixing buckets.

Available to buy soon, we're giving 10 away to try. Simply tweet or email a picture of you using any ARDEX product, explaining what you like about it, with the #DUSTFREE



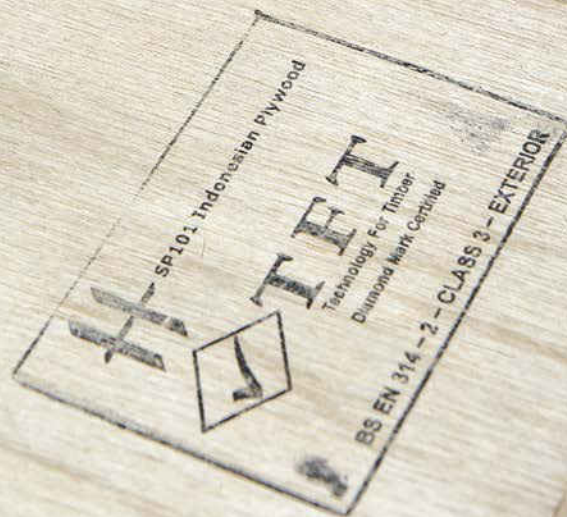
HAVE YOU GOT YOUR ESSENTIALS?

The Original and Market Leading Fast Track Repair Products



ARDEX WORKING WITH SP101[®] FLOORING PLYWOOD

Specifically designed to give assurance in subfloor preparation



The following key features are addressed in the manufacturing process, and ensure panels are guaranteed fit for purpose;

- Thicker outer veneers
- Reliable Gluing
- Strict thickness/dimensional tolerances
- Controlled moisture content
- High quality core

For more information
visit www.sp101.co.uk

SP101 Flooring Plywood[®] is the first plywood panel to be produced specifically for the flooring industry.

The flooring industry invests heavily, and uses the latest technology, to produce highly sophisticated premium quality products, ranging from levelling compounds and adhesives, to the actual decorative floorcovering itself.

Plywood may have been neglected somewhat, as the focus of attention understandably falls on other materials, however as an integral component of the subfloor, it needs to be able to perform reliably alongside other high value products.

Poor quality commercial plywood can lead to subfloor failures, so the Contract Flooring Association (CFA) recognised the need for the flooring industry to be able to work to reliable standards with regard to plywood.

After following a process of diligent professional consultation, the association

issued its Plywood Guidance Note, which provides a reliable documented reference to work with, meaning the industry now has a much clearer understanding of plywood technicalities and performance as part of the subfloor preparation process.

Having looked at the work undertaken by the CFA, and considering all of the technical requirements of a plywood product that will reliably meet the specific needs of the flooring industry, SP101 Flooring Plywood[®] was developed. It is a unique tailored specification which is produced under very strict manufacturing controls and testing, but also undergoes further third party testing and approval by TFT Wood experts to achieve the Diamond Mark Certification.

ARDEX recognised the importance of this development and were keen to test SP101

alongside their products, to ensure all materials would work in harmony. The results were excellent with all products performing to the high standards expected.

ARDEX Feather Finish, ARDEX FA 10, ARDEX FA 20 and ARDITEX NA can all be used to smooth and level SP101 Flooring Plywood if required, and a full training service on how to use these products and how they work with SP101 Flooring Plywood[®] is provided by ARDEX.

Gary Scott - Hanson Plywood Ltd



THE BEST OF SOCIAL MEDIA

The ARDEX Facebook and Twitter pages are a great way to keep up to date with the latest news from ARDEX. Remember to include @ARDEXUKFlooring in any of your posts, and we'll always try to retweet any projects you share which include ARDEX products.

If you're not already doing so, please like our Facebook page, ARDEXUK, or follow @ARDEXUKFlooring on Twitter.

The next 20 new followers or likes will receive a FREE goodie bag, simply use the #followARDEX

Here are some of the recent posts we've shared with over 3,000 followers.



Rich Blake @richness

Following

@ARDEXUKFlooring Ardex NA ready for use in a small kitchen, over ceramic tiles.. Perfect for the job, and a great finish..

ARDEX UK - Flooring Retweeted

AMPlannedMaint @am_maint · Sep 27

One of last nights jobs using @CarpetsJhs entrance matting @Homebase_uk #portsmouth after @ARDEXUKFlooring repairs

ARDEX UK - Flooring Retweeted

UNLIMITED flooring @unlimitedfloors · Sep 29

@ARDEXUKFlooring new adhesive is working a treat with NA latex #vinyl

Tweets Tweets & replies Media

ARDEX UK - Flooring Retweeted

Cheshire Decor Floor @FloorsCheshire · Oct 3

You can't beat using Ardite NA , it's bomb proof. @ARDEXUKFloorin

Courtyard Carpets @courtyardcarpet · Aug 16

#Readytoprep @ARDEXUKFlooring

ARDEX UK - Flooring Retweeted

BalflooringMcr @balflooring · Aug 4

Screeded #bathroom floor with @ARDEXUKFlooring ready for #LVT tomorrow now brew time!! #flooring #Manchester

KARNDEAN DESIGNFLOORING INTRODUCES NEW LOOSELAY LONGBOARD FOR EXTRA IMPACT



Karndean Designflooring is introducing its 1.5 metre plank design for extra impact in open-plan and large residential and commercial spaces.

LooseLay Longboard features 12 contemporary wood designs, each inspired by authentic European, American and Australian woods including pine, walnut and spotted gum, to name but a few.

Enhancing its already established Karndean LooseLay range, LooseLay Longboard introduces a 1500mm x 250mm format with a 0.55mm wear layer and 4.5mm thickness.

“Being 40 per cent larger than our existing Karndean LooseLay wood design, our new plank format will be extremely popular with independent retailers looking to offer the flexibility and convenience of our loose lay vinyl designs, but in an extra-long design for quicker installation in large residential and commercial spaces, explained Scott Cochrane, UK Sales Director of Karndean Designflooring.

He said: “Likewise, our new woods offer a wide array of sophisticated colourways, intricate design features and authentic finishes to complement emerging trends in interior design.

Popular for its premium designs and quick-fit approach, Karndean LooseLay is an innovative format of luxury vinyl flooring boasting enhanced acoustic properties and excellent environmental credentials. Its popular friction grip backing and increased dimensional stability

secures the floor firmly in place, and it can be installed over most hard and flat floors as long as they’re clean, dry and dust-free.

LooseLay Longboard’s extra-long plank means it’s quick and easy to fit, allowing reduced downtime and upheaval for homeowners or commercial customers working to demanding time scales.

He added: “Our designers continue to enhance techniques to ensure each design not only replicates the realistic beauty and individuality of its original source, but also remains easy to clean and practical to meet the demands of busy lifestyles.”

Available to order now, LooseLay Longboard by Karndean Designflooring offers a lifetime residential guarantee and 15-year commercial guarantee.




Karndean
Designflooring

For more information
visit www.karndean.com

ARDEX offer a range of demonstrations and seminars that can be tailored to your specific needs. Courses can either be taken at the ARDEX Training Academy in Haverhill, Suffolk, or at an alternative location of your choice.

Training is carried out by our team of technical experts who have both extensive knowledge and practical experience of the flooring industry. This allows our courses to remain accurate and up-to-date, covering the latest information, technological advances and industry regulations.



**Subfloor Preparation and
Installation of Luxury Vinyl Tile
Training Dates:**

THURSDAY 27th October 2016

VENUE:

Homefield Road,
Haverhill,
Suffolk, CB9 8QP

To book your place please contact the
ARDEX Customer Services Team on 01440 714939

**ARDEX Subfloor Preparation,
Repair, Smoothing and Finishing
Training Dates:**

WEDNESDAY 16th NOVEMBER 2016

WEDNESDAY 18th JANUARY 2017

WEDNESDAY 22nd FEBRUARY 2017

WEDNESDAY 15th MARCH 2017

WEDNESDAY 17th MAY 2017

WEDNESDAY 21st JUNE 2017

VENUE:

Accrington & Rossendale College
Floorcovering Department
Hameldon Building, Broad Oak Road,
Accrington, Lancashire BB5 2AW

TIME:

9:30am - 2pm



To book your place please call Steve Davies on 07817 470074 or
contact the ARDEX Customer Services Team on 01440 714939

KEY CONTACTS



For more information on ARDEX products please speak to your local flooring distributor, or ARDEX Area Sales Manager.

- **MORRIS PATE** SCOTLAND

07860 528824

- **JOHN GLEDHILL** CLEVELAND, DURHAM, CUMBRIA, TYNE & WEAR, NORTHUMBERLAND

07860 528827

- **KEVIN GALE** YORKSHIRE, HUMBERSIDE, NORTH LINCOLNSHIRE

07860 528829

- **DAVID CLAY** CHESHIRE, MERSEYSIDE, GREATER MANCHESTER, LANCASHIRE, CLWYD, GWYNEDD

07860 528825

- **JONATHAN ARDLEY** BUCKINGHAMSHIRE, CAMBRIDGESHIRE, NORFOLK, SUFFOLK, BEDFORDSHIRE, NORTHAMPTONSHIRE

07977 412477

- **RICKY McNAMARA** NOTTINGHAMSHIRE, DERBYSHIRE, STAFFORDSHIRE, SHROPSHIRE, HEREFORDSHIRE, WORCESTERSHIRE, WARWICKSHIRE, LEICESTERSHIRE, WEST MIDLANDS, POWYS

07966 646232

- **JOHN OLIVER** ESSEX, HERTFORDSHIRE, MIDDLESEX, NORTH EAST LONDON

07860 440725

- **GLEN SELL** KENT, SUSSEX, SOUTH EAST LONDON

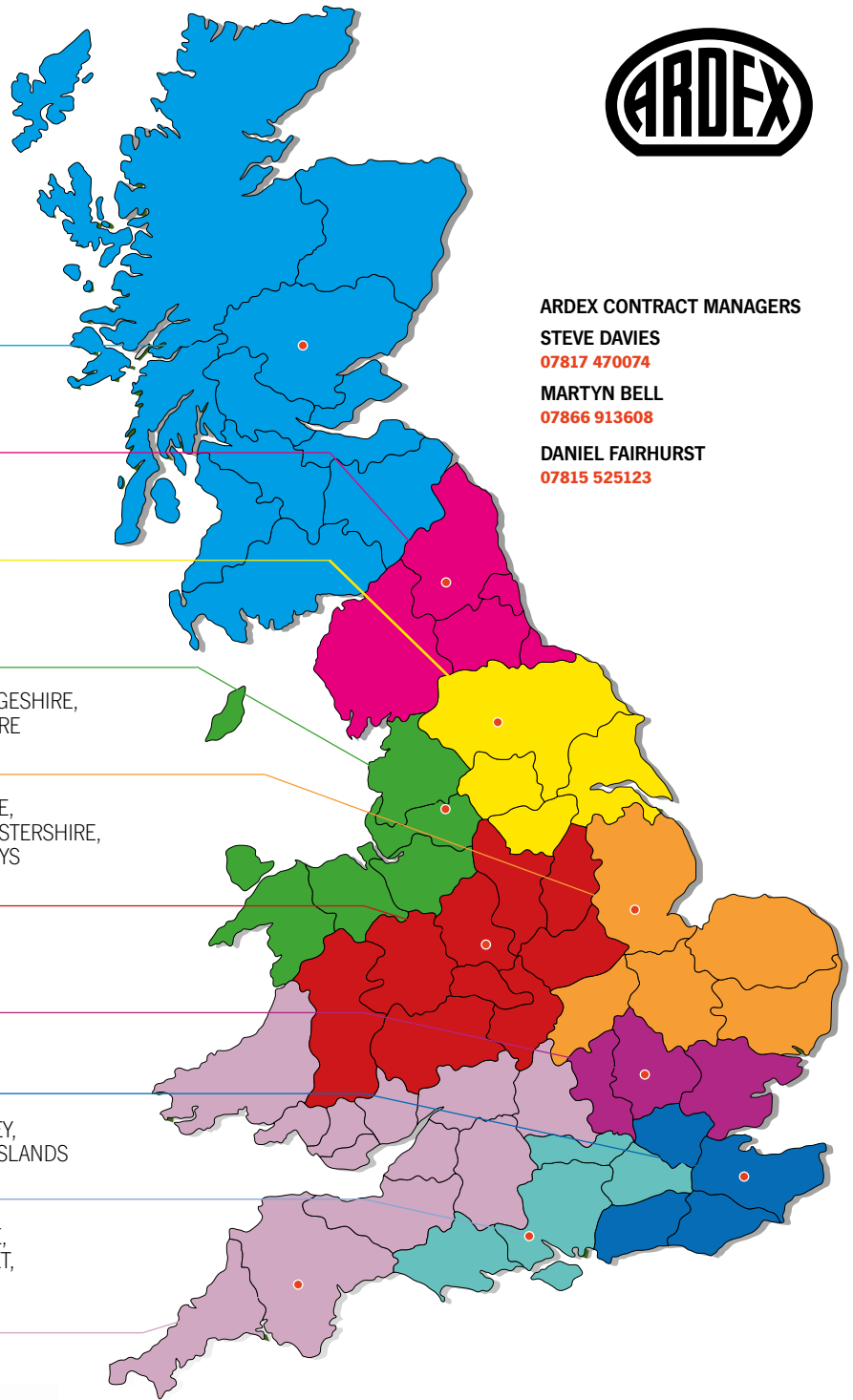
07966 646233

- **DAVID PETLEY** WEST BERKSHIRE, MIDDLESEX, SURREY, HAMPSHIRE, DORSET, SOUTH WEST LONDON, CHANNEL ISLANDS

07836 258087

- **RICHARD MARDEN** OXFORDSHIRE, EAST BERKSHIRE, GLOUCESTERSHIRE, AVON, CORNWALL, DEVON, SOMERSET, WILTSHIRE, GWENT, GLAMORGAN, DYFED

07860 528823



ARDEX CONTRACT MANAGERS

STEVE DAVIES

07817 470074

MARTYN BELL

07866 913608

DANIEL FAIRHURST

07815 525123



Technical Advice: technical_admin@ardex.co.uk

Customer Services: **01440 714939**

Sales Office: **01440 714939**

For the latest information on all ARDEX products including technical data sheets, health and safety data sheets and product coverage calculators, please visit the ARDEX website at www.ardex.co.uk